


# Specifications

	SD Switch Rugged, 8-Port	SD Switch Rugged, 16-Port	SD Switch Rugged, 24-Port
LAN Interface	8x 802.3at (PoE+) GE Ports@, 2x SFP Ports	8x 802.3at (PoE+) GE Ports@, 8x GE Ports, 2x SFP Ports	24x 802.3at (PoE+) GE Ports, 2x SFP+ Ports
VLAN Groups	Yes	Yes	Yes
Fiber Module	2x 1 Gbps	2x 1 Gbps	2x 10 Gbps
Switch Capacity	20 Gbps	36 Gbps	88 Gbps
Max. Packet Forwarding Rate	14.9 Mpps	26.8 Mpps	66 Mpps
MAC Address Table	8,000	8,000	32,000
Inter-VLAN Routing	○	○	●
AC Adaptor	AC Input 100V-240V DC Output 54V#	AC Input 100V-240V DC Output 54V#	AC Input 100V-240V DC Output 54V%
Power Input	DC Power DIN 2x 54V Terminal Block: 12V - 56V DC	DC Power DIN 2x 54V Terminal Block: 12V - 56V DC	Redundant DC Power DIN: 54V Terminal Block: 12V - 54V DC
Power Consumption	20W System, 90W PoE+ Power Budget (supports up to 240W#)	20W System, 90W PoE+ Power Budget (supports up to 240W#)	50W System, 120W PoE+ Power Budget (supports up to 250W%)
Dimensions (L x W x H)	8.2 x 6.3 x 1.7 inches 210 x 160 x 43 mm	7.5 x 9.0 x 1.5 inches 190 x 226 x 35 mm	10.5 x 19.1 x 1.7 inches 265 x 485 x 45mm
Weight	2.2 pounds 1.0 kg	4.4 pounds 2.0 kg	11.3 pounds 5.14 kg
Operating Temperature	-40° – 149°F -40° – 65°C	-40° – 149°F -40° – 65°C	-40° – 149°F -40° – 65°C
Humidity	15% – 95% (non-condensing)	15% – 95% (non-condensing)	15% - 95% (non-condensing)
Certification	FCC, CE, RoHS, E-Mark, IC EN 61373:1999 IEC 61373:1999 : Shock and Vibration Resistance EN 50155: Railway Applications EN 61000: Electromagnetic Compatibility EN 45545-2: Fire Protection on Railway Vehicles	FCC, CE, RoHS, E-Mark, IC EN 61373:1999 IEC 61373:1999 : Shock and Vibration Resistance EN 50155: Railway Applications EN 61000: Electromagnetic Compatibility	FCC, CE, RoHS, IC* EN 61000: Electromagnetic Compatibility*
Warranty	1-Year Limited Warranty	1-Year Limited Warranty	1-Year Limited Warranty
Package Content	SD Switch 8-Port Rugged, 1x PSU 120W, 1x Power Cord (ACW-614), Ear Mounts/DIN Rail Mount kit (ACW-DIN-PSW8), 4pin Terminal Block Connector (Power supply), Rubber Foot Pad set	Switch 16 Port Rugged, 1x PSU 120W, 1x Power Cord (ACW-614), 1 Pair of Mounting Brackets (ACW-756), 4pin Terminal Block Connector (Power supply), Rubber Foot Pad set	SD Switch 24-Port Rugged , 1x PSU 180W (ACW-630), Screw set for rack mounting, 2pin Terminal Block Connector, 4pin Terminal Block Connector (Power supply), Rubber Foot Pad set

# The bundled PSU provides 90W of PoE power budget. If you require 240W of power budget, please add 180W PSU (ACW-630) to your device.  
% The bundled PSU provides 120W of PoE power budget. If you require 250W of power budget, please add 180W PSU (ACW-630) to your device.  
@ PoE output requires a minimum of 48V power input. \* Pending certification



## Product Ordering Information

Product Code	Description
PSW-8-240W-RUG	PoE enabled (delivers up to 240W) Gigabit (8 ports) and SFP (2 ports) switch with a fanless design for industrial environments.
PSW-16-240W-RUG	PoE enabled (delivers up to 240W) Gigabit (16 ports) and SFP (2 ports) switch with a fanless design for industrial environments.
PSW-24-250W-RUG	PoE enabled (delivers up to 250W) Gigabit (24 ports) and SFP+ (2 ports) switch with a fanless design for industrial environments.



# SD Switch Rugged

## Industrial-Grade PoE+ Switch with Cloud Intelligence



## Simplified LAN Management

No more command lines. Use InControl 2 cloud management to remotely monitor, troubleshoot, and configure your network:

- Monitor:** Port status, connectivity, firmware version.
- Troubleshoot:** See all clients, search by MAC address.
- Configure:** Centralize VLAN, firmware, and configurations.




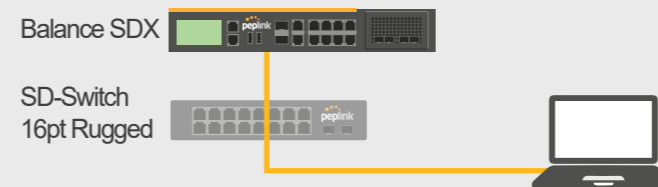
## Ready for Any Environment



The SD-Switch Rugged can handle -40°F (-40°C) to 149°F (65°C). The fanless design enables it to function in high-particle environments.

## Greater Deployment Flexibility

16-Port SD-Switch Rugged: LAN Bypass and Combo Port



**LAN Bypass Ports:** If the switch loses power, the LAN bypass ports will still connect.

**Combo Port:** ETH 16 and SFP 1 are a combo port that share the same port number.

	SD Switch, 24-Ports	SD Switch, 48-Ports
LAN Interface	24x 802.3at (PoE+) GE Ports, 2x SFP+ Ports	48x 802.3at (PoE+) GE Ports, 4x SFP+ Ports
VLAN Groups	Yes	Yes
Fiber Module	2x 10 Gbps	4x 10 Gbps
Switch Capacity	88 Gbps	176 Gbps
Max. Packet Forwarding Rate	66 Mpps	131 Mpps
MAC Address Table	32,000	32,000
Inter-VLAN Routing	●	●
Power Input	2x 100V – 240V AC Input, With Power Redundancy	2x 100V – 240V AC Input, With Power Redundancy
Integrated Power Source	850W: 3x Redundant PSU	3x Redundant PSU
Power Consumption	50W System, 850W PoE+ Power Budget	100W System, 800W PoE+ Power Budget
Dimensions (L x W x H)	19.1 x 15.7 x 1.7 inches 485 x 400 x 45 mm	19.1 x 15.7 x 1.7 inches 485 x 400 x 45 mm
Weight	13.7 pounds 6.2 kg	15.4 pounds 7.0 kg
Operating Temperature	32° – 104°F 0° – 40°C	32° – 104°F 0° – 40°C
Humidity	15% – 95% (non-condensing)	15% – 95% (non-condensing)
Certification	FCC, CE, RoHS, IC EN 61000: Electromagnetic Compatibility	FCC, CE, RoHS, IC EN 61000: Electromagnetic Compatibility
Warranty	1-Year Limited Warranty	1-Year Limited Warranty
Package Content	SD Switch 24-Port Enterprise, 2x Power Cord (ACW-614), 2x L-Mount for switch back side, Screw set for rack mounting, Rubber Foot Pad set	SD Switch 48-Port Enterprise, 2x Power Cord (ACW-614), 2x L-Mount for switch back side, Screw set for rack mounting, Rubber Foot Pad set

# SD Switch

## Enterprise-Grade PoE+ Switch with Cloud Intelligence

### Scalable LAN Management

Effortlessly manage hundreds of SD-Switches and Peplink Routers. The InControl 2 cloud management platform makes it possible:

- Monitor:** Port status, connectivity, and firmware version.
- Troubleshoot:** See all clients, search by MAC address.
- Configure:** Centralize VLAN, firmware, and configurations.

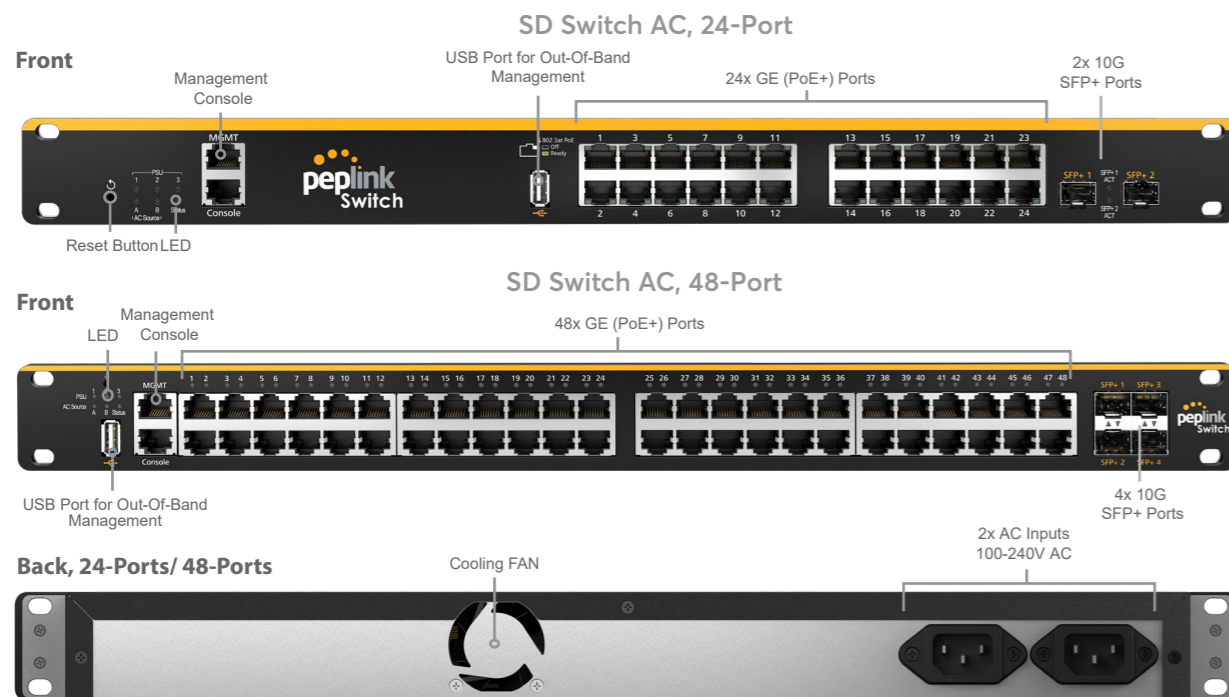


### Uninterrupted Power

The SD-Switch has redundant power supplies. So even if one PSU stops working, the SD-Switch will keep connecting your network.

### No Connection? No Problem.

With Out-Of-Band management, simply plug in a USB dongle to remotely access your SD-Switch. Remotely access the web admin using InControl 2.



### Product Ordering Information

Product Code	Description
PSW-24-850W	PoE enabled (delivers up to 850W) Gigabit (24 ports) and SFP+ (2 ports) switch with redundant power inputs and 3x power supplies.
PSW-48-800W	PoE enabled (delivers up to 800W) Gigabit (48 ports) and SFP+ (4 ports) switch with redundant power inputs and 3x power supplies.